



August 2016 **ELECTRONIC RESOURCE OF THE MONTH!**

The New York Times

HOW DO I FIND *THE NEW YORK TIMES DIGITAL* (*THE NYT*) online resource?

In-Library and Home Access (Los Angeles Public Library card and PIN required for remote access)

THE NEW YORK TIMES DIGITAL is available online at all Los Angeles Public Library (LAPL) locations and remotely from the LAPL Web site under Research and Homework under the subject category "Newspapers" and under the alphabetical online list.

DESCRIPTION

THE NEW YORK TIMES DIGITAL online resource is available in four editions - U.S., International, Spanish and Chinese. Full-text online articles are available from 1981-present. Article previews, brief citations and, in some cases, full-text articles in PDF format are available from 1851-1980.* Headlines are updated throughout the day and readers have access to Times Video, a variety of short videos on culture, entertainment, world news, science and much more.

GETTING STARTED

Begin by accessing *THE NYT* through www.lapl.org. Create an account by **clicking** on the "Log In" button that appears on the upper right-hand corner of *THE NYT* home page. **Select** "Sign Up." Creating an account through the Los Angeles Public Library provides readers with continuous access to the online resource from any web enabled device.

The default view of *THE NYT* online is the U.S. edition. To change editions, **click** on the "editions" tab at the top of the page.



To read the daily paper:

Click on the headline to view the full article.

Once the full article opens, **click** on the "Arrow" tab to read the next article.




To view other sections of the newspaper, **click** on the section name that is displayed at the top of the page or use the "Sections" menu option on the upper left-hand corner.

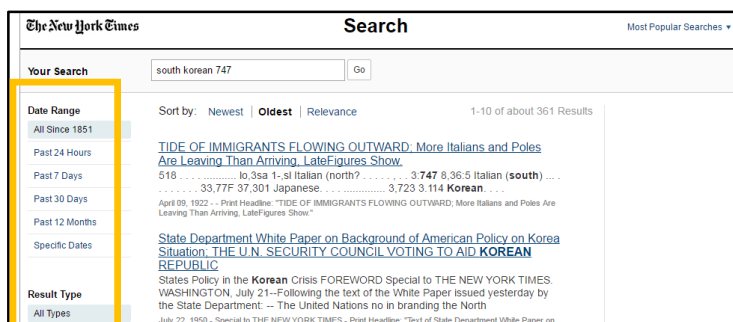
Health Sports Arts Style Food Travel Magazine T Magazine RealEstate ALL

SECTIONS


Browse the Times Videos by using the video link at the top of *THE NYT*'s home page

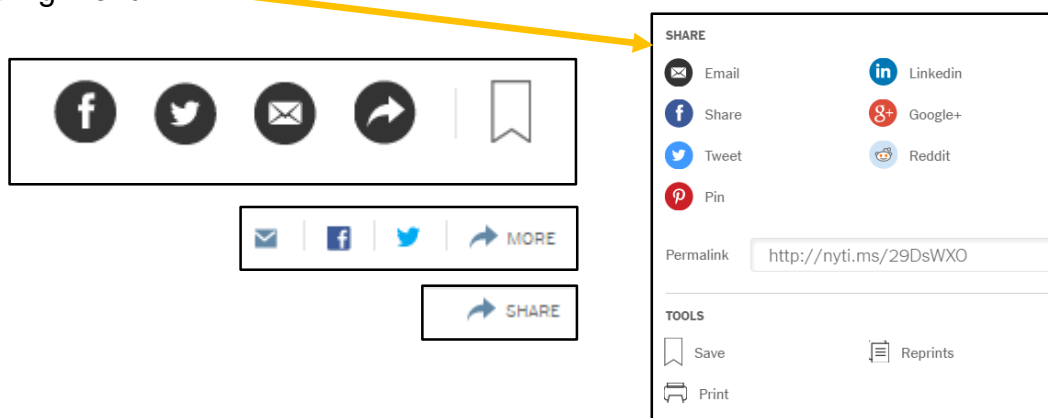


To search by keyword use the “Search” field  SEARCH located at the upper left-hand corner of the page. Filter the search by “Date Range,” “Result Type,” “Author” and/or “Section.”

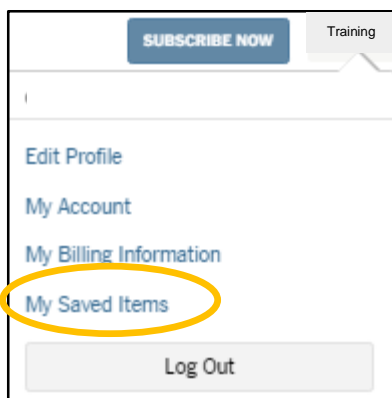


STANDARD FEATURES

Share, email, print and save articles by using any of the following buttons that may be located at the top or bottom of each article. **Note:** The forward arrow  opens the full sharing menu.



Note: Bookmark/Save articles are saved in the user's login account under “My Saved Items.”



*For full access to historical articles use ProQuest Historical *THE NEW YORK TIMES* online resource. *THE NEW YORK TIMES* is also indexed by ProQuest Newsstand 1980-present and Gale Newsstand 1985-present. All three online resources are available through www.lapl.org > Research and Homework.