



January 2016

ELECTRONIC RESOURCE OF THE MONTH!**HOW DO I FIND PRESSREADER?****In-Library and Home (Remote Access with a valid LAPL Library card)**

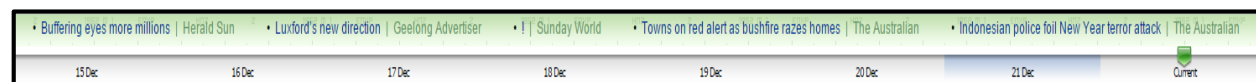
PressDisplay is available online at all LAPL locations and remotely from the LAPL website within the alphabetical online resources list, under the subject category of **Newspapers** and under **E-Media**.

DESCRIPTION

PRESSREADER is a full-page digital newspaper and magazines resource that currently contains more than 4,000 U.S. and international titles from 100 countries in 60 languages. **PRESSREADER** is updated daily so readers have the latest issue available just as it appears in print. Regularly published newspapers and magazines are archived for 3-months. This is a very user-friendly site with many navigational options to refine your search results.

HOW TO BEGIN

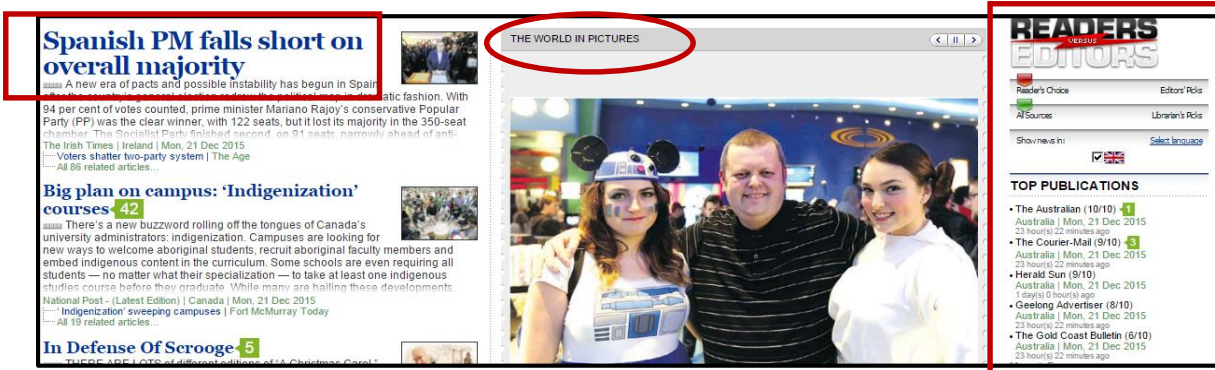
When you log into **PressDisplay**, your “Home Feed” is displayed containing the top stories from the latest international publications. Below the “Home Feed,” readers can use the weekly timeline to quickly select the current week’s headlines.



Note: The interface language can be changed by **clicking** on the “flag button” on the top tool bar.



From **PressDisplay's** main page, **click** on the article's title to view/read it. “The World in Pictures” rotating display contains pictures drawn from all of the newspapers and magazines that readers are actively viewing. On the right-hand side of the screen you will see Readers vs. Editors, Top Publications and Top Reporter columns which features the latest recommended articles.



A reader can search for a newspaper or magazine title by using the keyword **Search Box**.

The screenshot shows the top navigation bar of the PressDisplay interface. A purple arrow points to the 'sunday mirror' text, which is part of a moving title banner. A red arrow points to the 'Search' button, which has a dropdown menu showing options like 'Today', 'Last 3 days', 'This week', 'This month', and 'Anytime'. A yellow arrow points to the 'Select Title...' button, which has a dropdown menu showing options like 'By Country', 'By Language', and 'Alphabetically'. Below the banner, there are several article titles, including 'lad who begged for game', 'Daily Star Sunday', 'Cruising there | Travel', 'O'Sullivan's gift from beyond grave to racing legend Piggott', 'The Mail on Sunday', and 'Hooray for Henriett'.

An article title can be selected from the moving title banner.

The keyword search can be limited by using the **SEARCH** button's down

A general title search can be performed by using the **Select Title** button's down arrow.

SPECIAL FEATURES

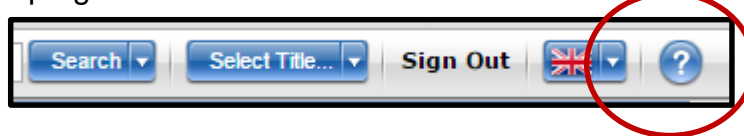
The following navigation features are available:

1. **Click** on the "Calendar" to select a specific newspaper or magazine by date.
2. **Click** on the "Table of Contents" to select a specific section of the newspaper, front page, sports, etc.
3. **Click** on the "Interactive Radio" link to listen to the article (speakers or headphones required).
4. To turn the page, **click** on either side of the page or use the "Page arrows" on the bottom toolbar.
5. **Print** and **email** options are also available on the bottom toolbar.

The screenshot shows the front page of the Baltimore Sun newspaper. Callouts are placed over various features: 1 points to the 'Calendar' link in the top left; 2 points to the 'Table of Contents' link in the top right; 3 points to the 'Interactive Radio' link in the left sidebar; 4 points to the 'Page arrows' on the bottom toolbar; and 5 points to the 'Print' and 'Email' options on the bottom toolbar. The main content area features a large photo of a football game with the headline 'Ravens' mistakes help Chiefs extend streak' and another headline 'House races taking shape'.

NEED MORE HELP?

For additional information, FAQs and how to contact Customer Support use the "Help" button at the top right-hand corner of the tool bar.



Note: LA Times, La Opinón, Black Belt, and Newsweek are a few titles that readers will find among the 4,000 titles.