

New Wireless Mobile Printing

Please use this link for new Mobile Device Printing:

Home (mobile) | www.lapl.org (full)...

Branch Wireless

Hello,

Welcome to the LAPL's Wireless Network. This branch offers wireless printing to our Print Release Station. Illustrated instructions (in PDF format) [can be found here](#).

Central Library: [Wireless Printing for Windows and Mac laptops](#)

Central Library: [Wireless Printing for other mobile devices such as: iPhone, iPad, Android, BlackBerry, Windows Mobile, Amazon Kindle, Nook, etc...](#)

Existing webpage for Wireless Printing for Windows and Mac laptops stay the same:

Print from your Portable Computer



You can easily connect to our printing system from your portable computer and use any of the payment options normally available when printing from Library computers. Click on the link below to start the auto-installer. After the auto-installer completes, a Print Client will open on your machine. When you are finished and press close or shutdown your computer, the application will disappear.

To run the Print Client for a Windows environment, click the link [here](#).

To run the Print Client on a Mac environment (Intel-only), click the link [here](#).

Note: To close the Mac Print Client, select "Quit LPT One Mobile Print Client" from the LPT One Mobile Print Client menu.

The URL for Mobile printing is: <http://www.printeron.com/lapl/nameoflibrarybranch>
Example: <http://www.printeron.net/lapl/benjaminfranklin>

This is the new Wireless Printing page for various mobile devices such as: iPhone, iPad, Android, BlackBerry, Windows Mobile, Amazon Kindle, Nook, etc...

-Enter an e-mail address, either put in an URL or browse your file. **Don't have an e-mail? Just simply make up one. (It does not need to be a valid e-mail account)**

LOS ANGELES PUBLIC LIBRARY Central Library Mobile Print Service

Welcome to the Los Angeles Public Library Wireless Printing. Print virtually any document or web page from your Internet connected PC or Mobile Device to one of our Library printers.

630 West Fifth Street
Los Angeles, CA 90071
UNITED STATES

There is no additional software required. Simply follow these steps:

Printer

☒ Black and White
☐ Color

Details

User Info

Email address:

Your e-mail is used to uniquely identify your print jobs. (Don't have an e-mail? Just make up one)

When you are at the Print Release Station, enter the same e-mail to print your document.

Select Document

File or URL:

Browse your computer files to select the document you wish to print.

You may also enter the URL of a web page you want printed (If you fill out an online application it must be saved as a document first, and then browse and attach the document to print)

[How do I print from a mobile device?](#)

[What types of files can I print?](#)

[EnvisionWare, Inc.](#)

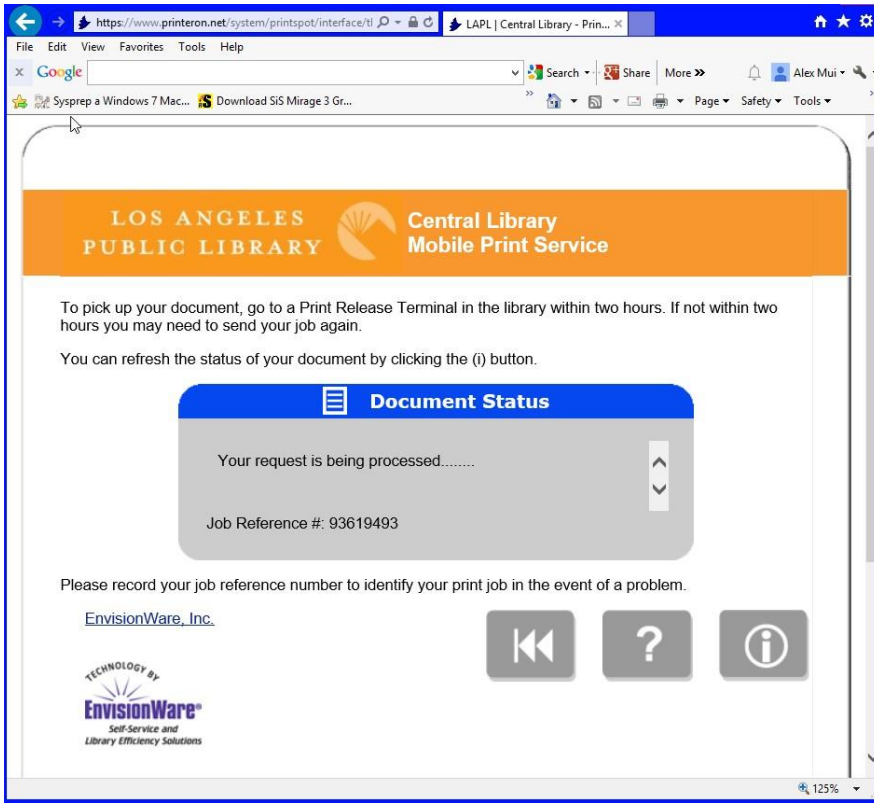
TECHNOLOGY BY
EnvisionWare
Self-Service and Library Efficiency Solutions

125%

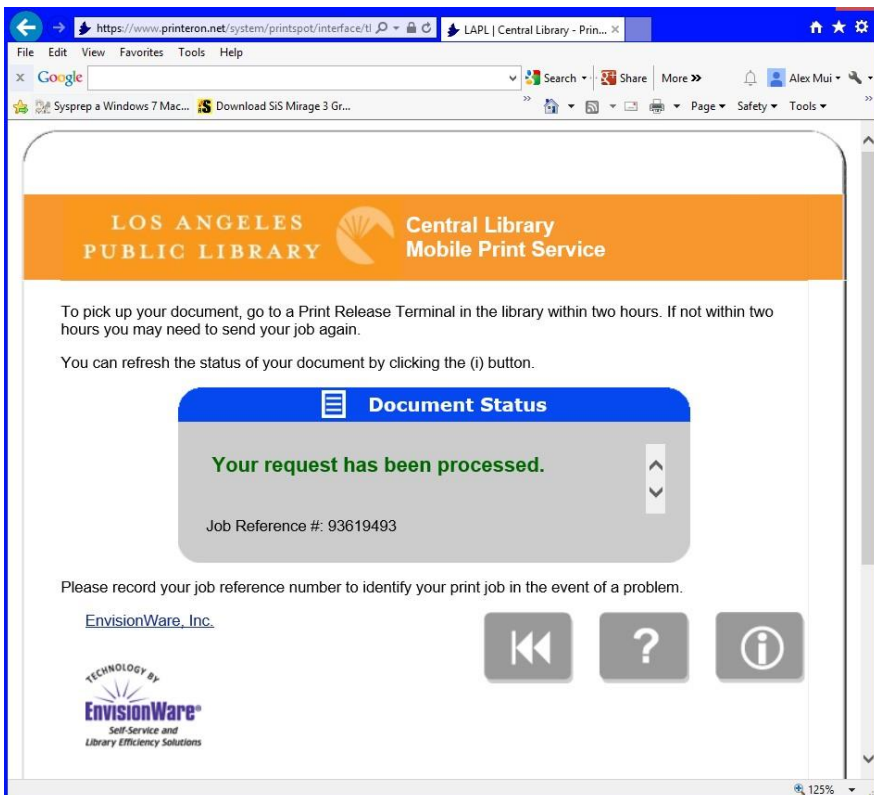
Then click Print

***Note, see last page for forwarding an e-mail or e-mail attachment to print

It will show **“Your request is being processed....”** depending on the document’s type or size, it can take a long time to process documents with excessive images or large pixels:



Your job is ready when it shows **“Your request has been processed.”**



Now you can enter your e-mail address at the Print Release Station to print your document.

The Print Release Terminal looks just like before:




Please input the password or e-mail address (for Mobile printing) in either places:

User Login

Please enter the requested information below.


If you need additional help, please ask a staff member for assistance.

Password

 Enter your email address if you printed from a mobile device or from outside the library.

Email Address

Licensed to:
Los Angeles Public Library



EnvisionWare® LPT:One™ Print Cost Management

New feature: now you can preview your print job before you print:

Print
 Delete
 Deselect All Jobs

44 Seconds Remaining

Done

Jobs Selected: 1
 Total Pages: 3
 Total Cost: \$0.75

Press Print to choose a payment method.

Document Name	Station ID	User ID	Cost	Printer Family	Submitted	Delete	Prev
www.yahoo.com	CENPRINTQ2	test@lapl...	0.75	Black and ...	8:40:46 AM		

Click a page to preview, and click this picture to exit:

Copyright©2011-2012, EnvisionWare, Inc. - All Rights Reserved

Yahoo Canada
 Page 1 of 3

Mail News Sports Finance

1

2

3

Mail News Sports Finance

PHOTOS: Stars show off their red carpet style at TIFF

11 products featured in other countries

100 2014 PHOTOS: Stars show off their red carpet style at TIFF

Canada's housing party plays on as world warns of risk

AngloGold leads South African stocks lower

The Next Generation HP

Trending Now

Featured Videos

Kitchener

Quotes

1 / 3

For printing e-mail or e-mail attachment:

Simply forward your email to:

For Central Library:

Black and White :

300289829584@printspots.com or lapl-central-bw@printspots.com

Color :

300799957100@printspots.com or lapl-central-color@printspots.com

For all other library branches:

Black and White :

lapl-nameoflibrarybranch@printspots.com

Example: lapl-benjaminfranklin@printspots.com

You will be sent a release code for the email message and each attachment. Use these release codes to retrieve your documents. Email forwarding is ideal for online email portals such as Yahoo!, Hotmail or Google Mail.

Why?

Most online email services require that you log-in to access email. If you provide the URL (web address) of your message, the printing services will be blocked because your email login name and password are not known by the print system.