



July 2016 **ELECTRONIC RESOURCE OF THE MONTH!**



HOW DO I FIND **NEWSBANK** online resource?

In-Library and Home Access (Los Angeles Public Library card and PIN required for remote access)

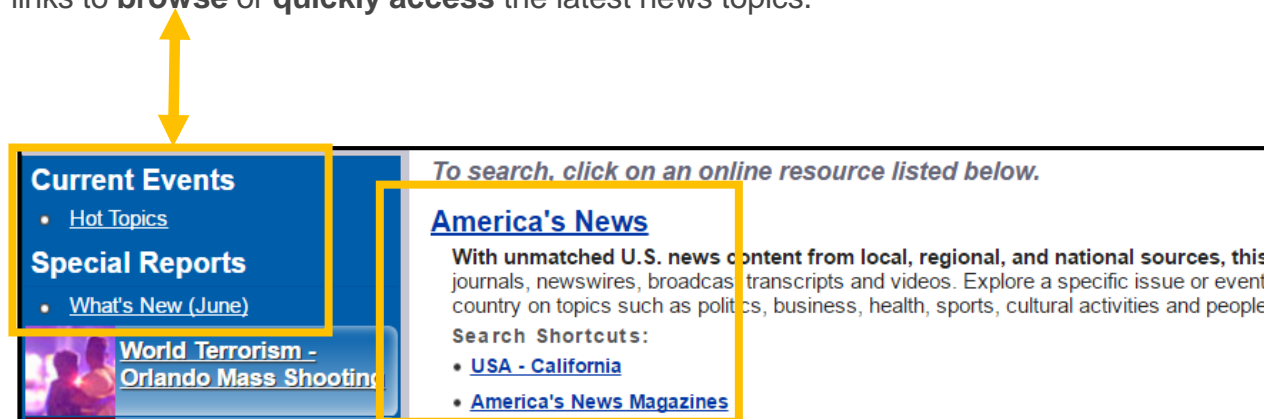
NEWSBANK is available online at all Los Angeles Public Library (LAPL) locations and remotely from the LAPL Web site under Research and Homework under the subject category "Newspapers" and under the alphabetical online list.

DESCRIPTION

LAPL's subscription to **NEWSBANK** includes full-text coverage of 134 California newspapers and 27 National News Magazines. **NEWSBANK'S** diverse content is acquired from newspapers, magazines, newswires, web editions, blogs, videos, broadcast transcripts, business journals, periodicals, government documents and other publications. News enthusiasts and students are able to explore detailed media coverage at the local, state, national and international level. Some newspapers and magazines are archived from 1983 to the present.

GETTING STARTED

From **NEWSBANK'S** home page menu, use the "Current Events" and "Special Reports" links to **browse** or **quickly access** the latest news topics.



To **search** for specific topics, first select either "America's News," "USA-California," or "America's News Magazines" link.

To perform a simple search:

1. **Enter** your search term(s) or keywords in search form.

2. **Click** Search.

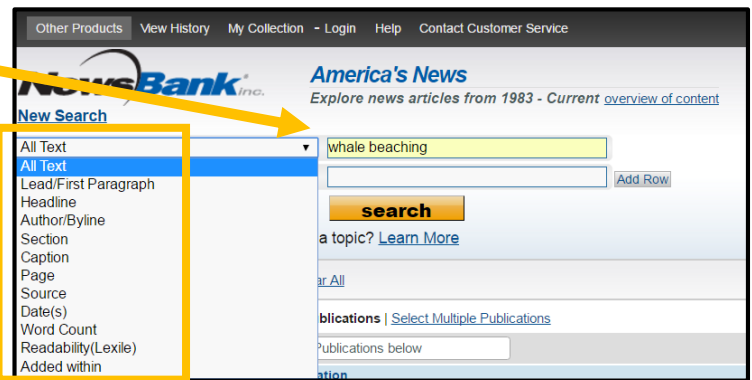
For a more complex search:

1. **Select** a search field from the drop-down list.

2. **Enter** your search term(s) in the search from.

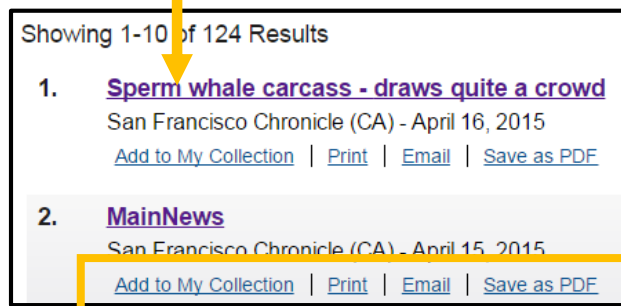
3. **Click** Search.

4. A “Title List,” will appear. **Click** on the title of the article to view the full-text article.



STANDARD FEATURES

- Printing, saving, and emailing options are available from the “title list” and the “full-text view.” The “Cite” option is only available when viewing the full-text article. Nine citation options are available including APA, MLA, Turabian and Chicago Style.



Full-text Article View

- A standard menu is available at the top of each **NEWSBANK's** webpage.



- ❖ To **view** recent search terms entered, **click** on “View History.”
- ❖ **Create** a “My Collection-Login” to **save** searches and articles.
- ❖ **Click** on the “Help” link for additional information on how to search, find specific magazine titles and to **view** video tutorials.